

THE ECONOMICS OF CRIME

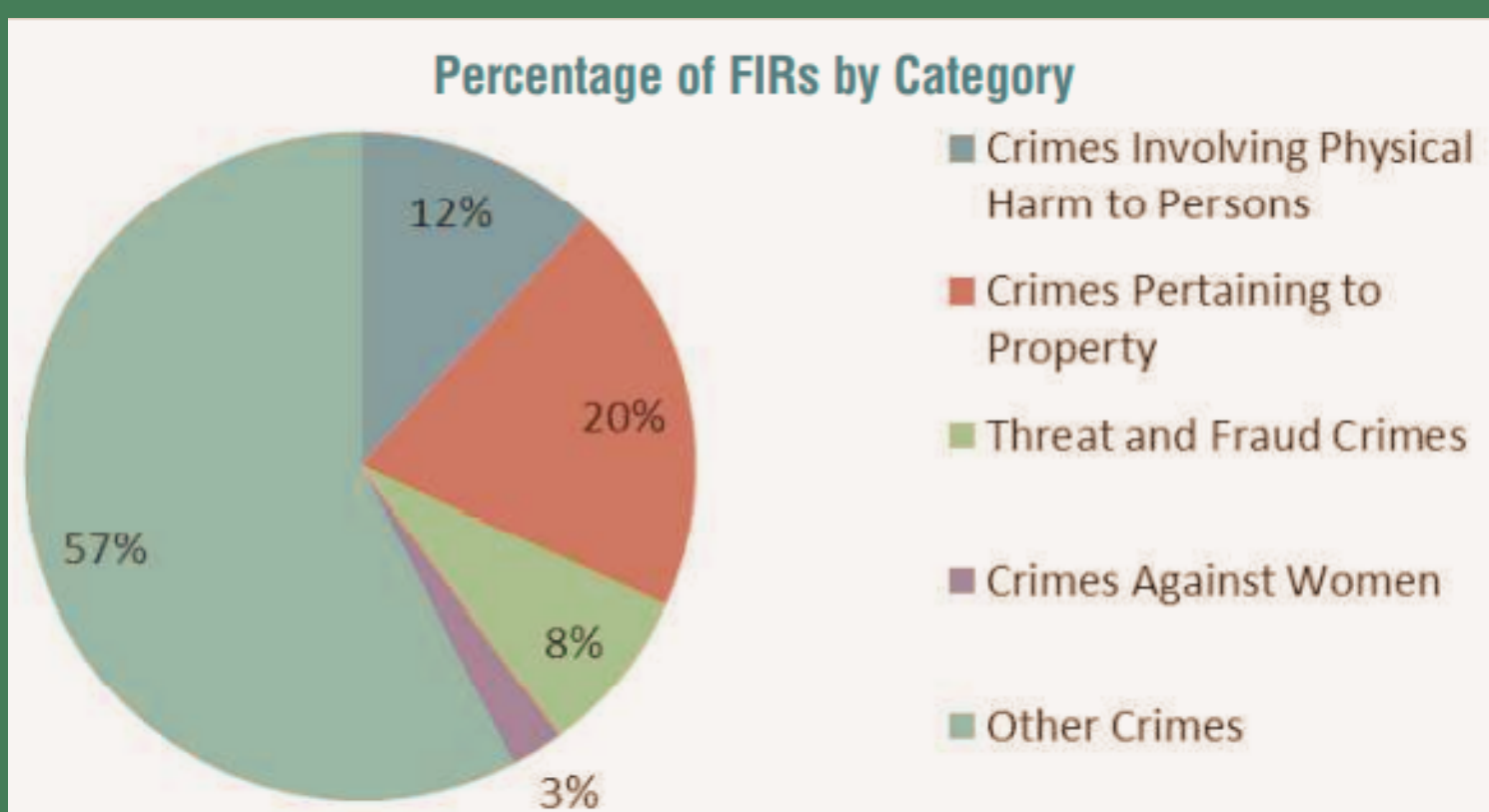
RIJA ASHRAF 23972 SHANZAY AHMED 24699

TYPES OF CRIMES IN PAKISTAN



SOURCE: CRIMES REPORTED BY TYPE AND PROVINCES, NATIONAL POLICE BUREAU, MINISTRY OF INTERIOR

STREET CRIME IS ON THE RISE IN PAKISTAN WITH NEW CASES BEING REPORTED DAILY



SOURCE: PAKISTAN CRIME MONITOR, ISSUE: 066/OCT 2011

3% OF THE TOTAL 40,446 FIRS PERTAINED TO CRIMES AGAINST WOMEN INCLUDING HONOR KILLINGS, RAPE, FORCED MARRIAGES AND PHYSICAL ABUSE



ABSTRACT

THE PRESENT STUDY AIMS TO EXAMINE THE CORRELATION BETWEEN CRIME RATE AND ECONOMIC ACTIVITY IN PAKISTAN WITH PARTICULAR FOCUS ON KARACHI. THE STUDY USES GRAPHS AND TABLES AS METHODOLOGY TO CONFIRM THE EVIDENCE BETWEEN TWO. IT CONCLUDES THAT THERE IS POSITIVE RELATIONSHIP BETWEEN THEM. THE POSTER ENDS WITH POLICIES THAT MAY BE IMPLEMENTED TO REDUCE CRIME RATE.



CRIME STATS IN PAKISTAN

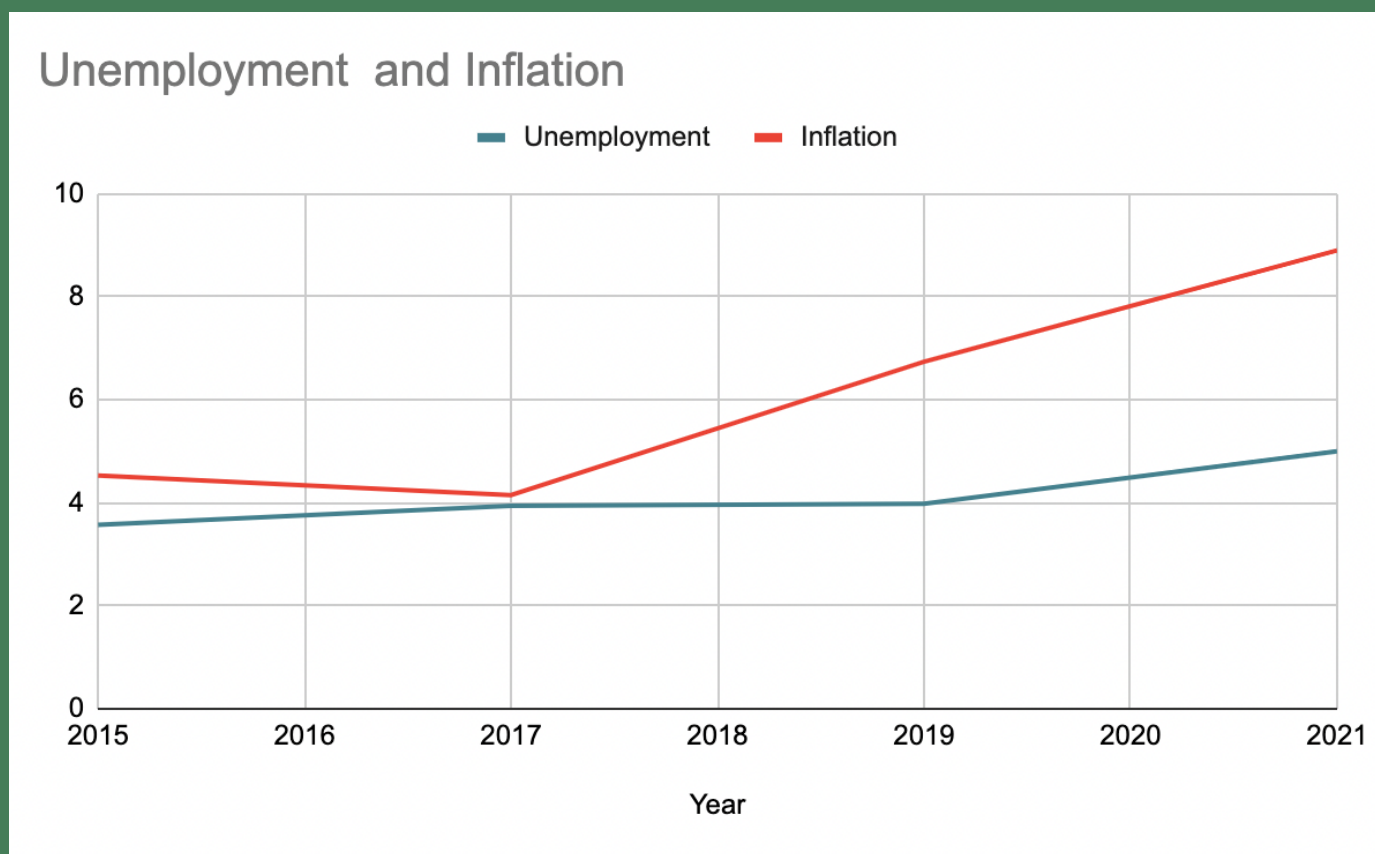
Crime Index: 57.95
Safety Index: 42.05

Crime should not pay, it must be punished. Unfortunately, in Pakistan big crimes do get rewarded.

Imran Khan

quotelancy

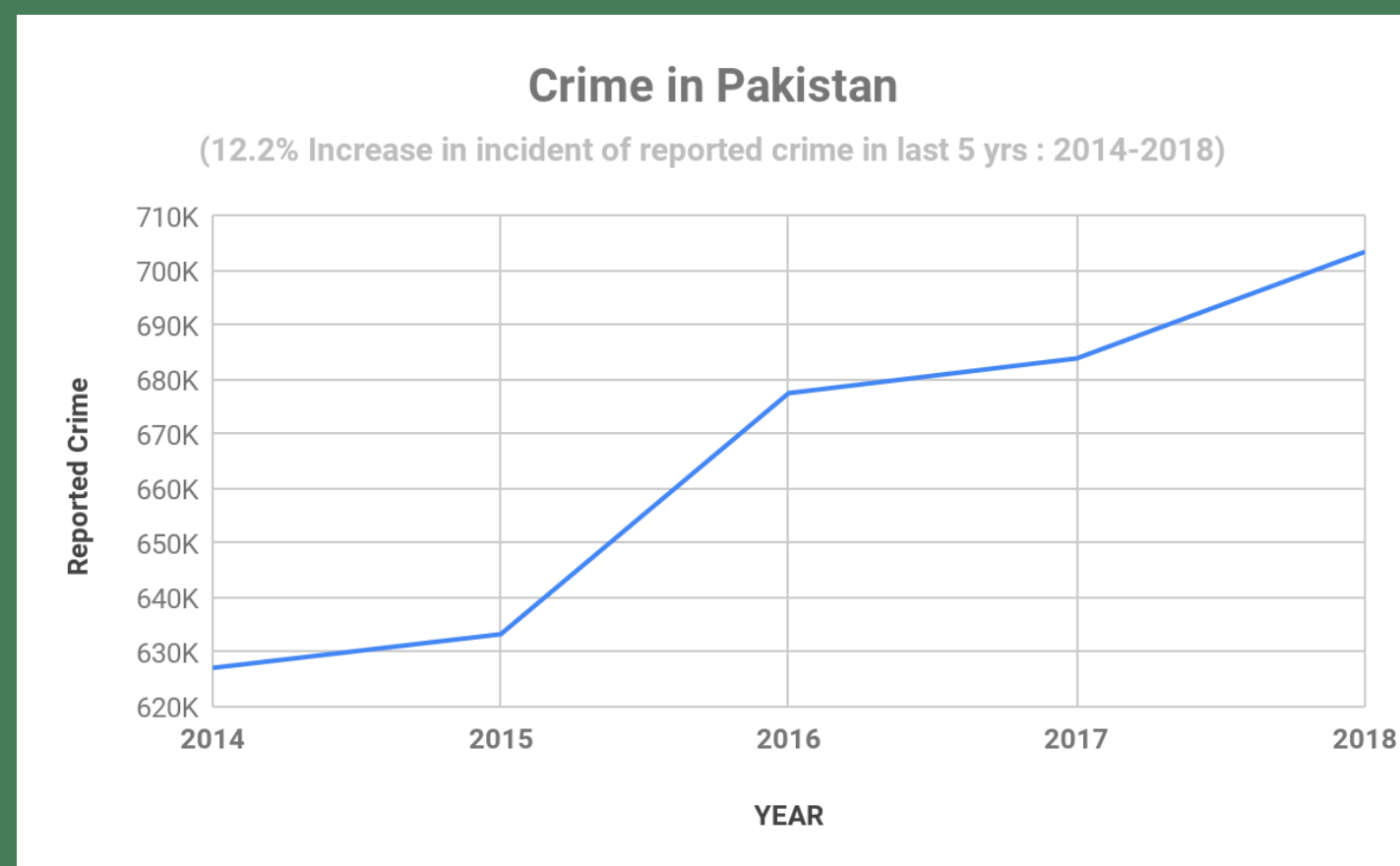
THE CORRELATION BETWEEN ECONOMICS AND CRIME



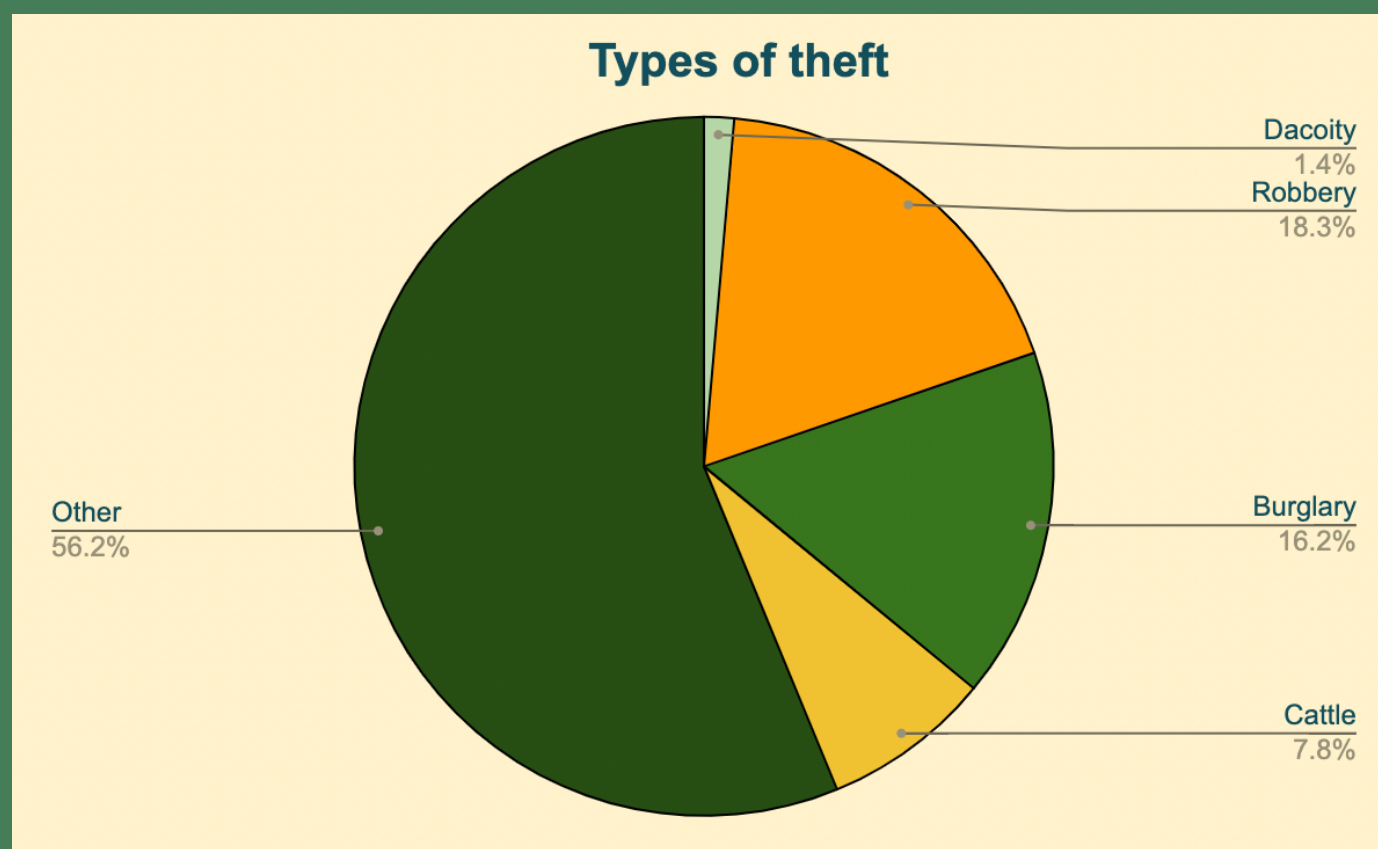
SOURCE: (PAKISTAN: INFLATION RATE FROM 1986 TO 2026, 2020)

CURRENTLY LITERATURE SUGGESTS THAT THROUGH THE PASSAGE OF TIME, INCREASING UNEMPLOYMENT RATES AND INFLATION RATES ARE DIRECTLY PROPORTIONAL TO THE INCREASE OF CRIME RATES.

THIS IS BECAUSE WHEN PRICES OF DAILY NEED ITEMS RISE AND THERE ARE NO OTHER WAYS OF EARNING INCOME, PEOPLE TURN TOWARDS ALTERNATIVE METHODS SUCH AS THEFT.



SOURCE: (TASDEEQ, 2018)



SOURCE: NATIONAL POLICE BUREAU , MINISTRY OF INTERIOR.

THEREFORE THE ACTUAL CRIME RATE MAY BE IN FACT MUCH HIGHER

30-50% OF CRIMES GO UNREPORTED

WITH PRICES AT AN ALL TIME HIGH, THEFT HAS BECOME ONE OF THE MOST COMMON CRIMES IN PAKISTAN, AS PEOPLE VIEW STEALING AS A MEANS OF SURVIVAL DURING ECONOMIC HARDSHIP.

	Crimes rate	Unemployment	GDP per capita	Poverty	Education
Mean	2.438	4.697	453.158	27.159	793480.1
Median	2.565	4.320	471.000	25.000	684905.5
Maximum	3.431	8.270	657.000	43.008	2306758.0
Minimum	0.249	1.650	271.000	17.320	239239.0
Std. Dev.	0.750	1.956	118.199	6.393	530857.0
Skewness	-1.417	0.292	-0.002	0.854	1.233
Kurtosis	5.063	2.035	1.885	2.916	3.845

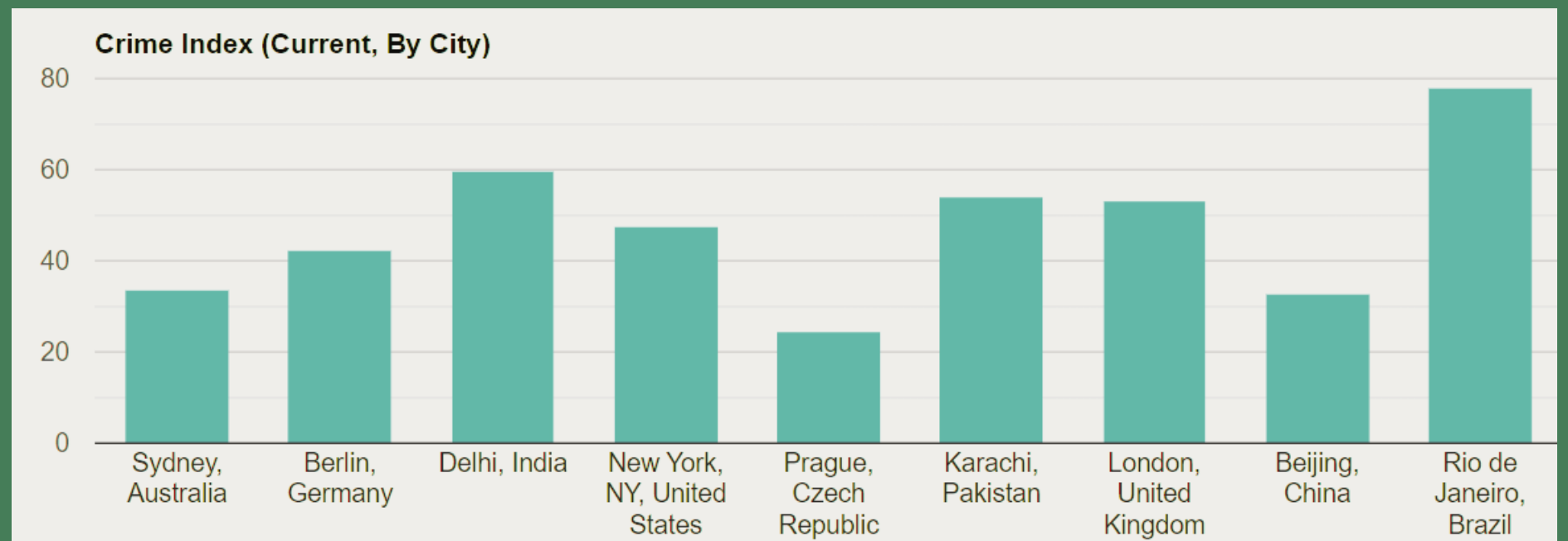
SOURCE: (MAHMOOD, HAFEEZ UR REHMAN, AND RASHEED GILL, 2009)

CASE STUDY: KARACHI

CRIME STATS IN KARACHI

Crime Index: 53.79

Safety Index: 46.21



SOURCE: NUMBEO, CRIME

MAJOR CRIME!!

KARACHI HAS THE 3RD HIGHEST CRIME INDEX PRECEDED BY DELHI AND RIO DE JANEIRO



source: Karachi: Over 100 People Robbed at Korangi Causeway, ARY News

KARACHI: A group of armed robbers has reportedly looted more than 100 citizens in Karachi's Korangi Causeway area, ARY News reported on Sunday.

According to details, ten to 12 robbers reportedly set up a gridlock near Korangi Causeway and looted dozen of people who were stuck at the Causeway.

The robbers fled the scene after looting valuables from citizens.

As per witnesses, police reached the crime scene 25 minutes after the robbery incident.

Street crimes are on the rise in Karachi as 11,000 snatching cases have been reported in the metropolis from January 1 to date.

According to the data, policemen, journalists, children, senior citizens, youth and women all have been targeted by the robbers. During the time period, as many as 15 people lost their lives and more than 80 people were injured resisting robberies.

Many people were deprived of their four-wheelers, motorcycles and mobile phones. It may be noted that due to the non-completion of the Safe City Project, street crimes are on the rise and the administration is unable to trace them timely.

TYPES OF CRIMES IN KARACHI

Level of crime	62.62%
Home Break-ins	45.41%
Robberies	62.80%
Vehicle Theft	52.20%
Physical Attack	43.58%
Drug Abuse	51.62%
Property Crimes	58.61%
Violent Crimes	62.93%
Corruption	80.79%

SOURCE: NUMBEO, CRIME RATES IN KARACHI, PAKISTAN

Crime rate Massively reduced by 44% in 2021: Lahore Police

According to a Punjab police official, there was a clear decline of up to 44 percent in crime incidents (crimes against persons and crimes against property) in the last four months of 2021, and Emergency 15 call record data revealed a considerable decrease in crime graph.

In September, 56,087 incidences of murder, attempted murder, and kidnapping for ransom were reported in Punjab, after which the call rate for similar crimes began to decline, with only 29,479 incidents reported in December, as per a spokesperson.

The number of murders, attempted murders, and kidnapping for ransom cases in Punjab has reduced by 48 percent in the last four months. In September, 23,162 robbery, theft, and dacoity events were reported in Punjab, while 14,819 instances were reported in December.

Further, the number of murders, attempted murders, and kidnappings for ransom have all decreased by 44 percent in the last four months. In September 2021, 13,750 murders, attempted murders, and kidnappings for ransom were reported in Lahore, with 7,383 instances reported in December.

SOURCE: CRIME RATE MASSIVELY REDUCED BY 44% IN 2021: LAHORE POLICE, STARTUPPAKISTAN

THIS NEWS MADE HEADLINES AS IT CAME JUST 2 WEEKS AFTER NEWS OF A RS.7 MILLION ROBBERY AT A FACTORY IN KORANGI.

THE CITIZENS OF KARACHI FEEL THAT THE CITY "HAS BEEN HANDED OVER TO THE ROBBERS" WITH CRIME RATES RISING RAPIDLY MAINLY DUE TO THE LAWLESSNESS OF THE FINANCIAL CAPITAL OF PAKISTAN.

COMPARED TO LAHORE, KARACHI'S CRIMES HAVE WORSENERD IN QUANTITY AND QUALITY. PART OF THIS IS DUE TO THE PROVINCIAL GOVERNMENT AND THEIR DIFFERENCES IN PRIORITIES. STRICTER POLICIES AND PUNISHMENTS FOR CRIME IN PUNJAB HAVE IMPROVED THE STANDARD OF LIVING AND MADE THE CITY OF LAHORE SAFER, UNLIKE KARACHI.

POLICIES



ECONOMIC MODEL

IF THE ANTICIPATED **GAINS** FROM CRIMINAL BEHAVIOR **EXCEED THE COSTS**, THEN AGGREGATE LEVEL OF CRIME IS EXPECTED TO **INCREASE**. WE CAN MODEL THE CRIME RATE ON THE BASIS OF **LOANS AND GRANTS (LNGR)**, **ECONOMIC MISERY** INCLUDING UNEMPLOYMENT AND INFLATION RATES (**MI**), **DEFENSE EXPENSE (DEF)**, **INCOME INEQUALITY (INI)**, AND **TAXES ON INCOME, PROFITS AND CAPITAL GAINS (IT)**

$$Cr = f(LNGR, MI, DEF, INI, IT)$$

SOURCE: PUBLIC POLICIES, SOCIO-ECONOMIC ENVIRONMENT AND CRIMES IN PAKISTAN: A TIME SERIES ANALYSIS

THE GOVERNMENT MUST ALSO INCREASE THE **EMPLOYMENT RATE**, WHILE REDUCING **INFLATION**. THEREFORE, THEY MUST PROMOTE **SKILL DEVELOPMENT PROGRAMS** TO BOOST EMPLOYMENT, AND INFLATION CAN BE STABILISED BY PUTTING CHECKS ON **PRODUCTION COSTS**.

STUDIES HAVE REVEALED THAT **LOANS AND GRANTS** **DEFENSE EXPENDITURE** **TAXES ON INCOME** AND **ECONOMIC MISERY** HAVE HAD A POSITIVE IMPACT ON CRIME RATE IN PAKISTAN.



THEREFORE IT IS SUGGESTED THAT THE PAKISTAN GOVERNMENT IMPLEMENTS MORE LAWS THAT PROVIDES RELIEF TO THE SOCIETY THAT WOULD PREVENT THEM FROM COMMITTING CRIME.



REFERENCES

- MAHMOOD ET AL., (2009)
PUBLIC POLICIES, SOCIO-ECONOMIC ENVIRONMENT AND CRIMES IN PAKISTAN: A TIME SERIES ANALYSIS
CRIME RATE MASSIVELY REDUCED BY 44% IN 2021: LAHORE POLICE, STARTUPPAKISTAN
NUMBEO, CRIME RATES IN KARACHI, PAKISTAN NATIONAL POLICE BUREAU, MINISTRY OF INTERIOR. TASDEEQ, 2018
PAKISTAN: INFLATION RATE FROM 1986 TO 2026, 2020 PAKISTAN CRIME MONITOR, ISSUE: 066/OCT 2011